

**TAXONOMICAL STUDIES ON TERRESTRIAL SPIDERS
(ARACHNIDA, ARANEAE)
AT ASSIUT GOVERNORATE, EGYPT**

Gehad N. aboulnasr¹, El Amier H. M. Hussien², Ahmad H. Obuid-Allah¹ and Naser A. El-shimy¹

¹*Zoology Department, Faculty of Science, Assiut University, 71515
Assiut, Egypt.*

²*Zoology Department, Faculty of Science, South Valley University, 83523
Qena, Egypt*

lgehad_aboulnasr@yahoo.com, 2elameer.hussien@sci.svu.edu.eg

Received: 18/9/2018 **Accepted:** 3/10/2018 **Available Online:** 1/1/2019

Although spiders have been such a center of interest, the current knowledge on them especially in Upper Egypt is still scarce. Thus, the present study deals with a key to facilitate the identification of terrestrial spiders by using their morphological characteristics. Spider's samples were hand-picked during the period (from December, 2015 till November 2016). A total number of 3457 specimens of spiders was collected from six different sites covering Assiut Governorate. They belonged to 47 species from 42 genera that fall in 22 families. This key deals with the identification of spiders to the family level.

Key words: Spiders, taxonomy, Key, Assiut Governorate, Upper Egypt.

INTRODUCTION

Spiders (order: Araneae) are air-breathing arthropods that have eight legs and chelicerae with fangs that inject venom. They are the largest order of (class: Arachnida) and ranking seventh in global diversity after insect orders [1, 2].

Anatomically, spiders differ from other arthropods in that they are easily characterized by two main body parts which are joined by a narrow stalk called the pedicel and unlike insects, they don't have antennae or wings. The front part of the body, called the cephalothorax (or prosoma), enclosed within a relatively hard (dorsal) shell of armour called the carapace and (ventral) shell called the sternum. The hind part, called the abdomen (or opisthosoma) is soft and capable of expansion, as happens with feeding or egg development. Cephalothorax contains the brain, poison glands, stomach, eyes, chelicerae, mouthparts, legs and palps and the abdomen contains spinnerets, genitalia, lungs and respiratory tracheae [3, 4, 5, 6 and 7].

Spiders have established themselves as a model group in biochemical (silk and venom proteins), behavioral (sexual and web building behaviors) and ecological (foraging and prey-predator interaction) research. They are also utilized as ecological indicators in many terrestrial communities [7, 8].

Many researchers have provided descriptions of spider species abundance or composition in a variety of agroecosystems [9]. Other researchers provided quantitative observations on the abundance of spiders [10, 11] or recorded spider predation events [12].

Taxonomists recognized about more than 47,300 spider's species embracing 116 families described so far and many thousands of species still awaiting discovery and description [13]. In Egypt, there are 41 Families belonging to 204 genera and 405 species [14]. The present study is an attempt to continue the check lists of the Egyptian spider fauna in Assiut Governorate, the central part of Egypt.

MATERIALS AND METHODS

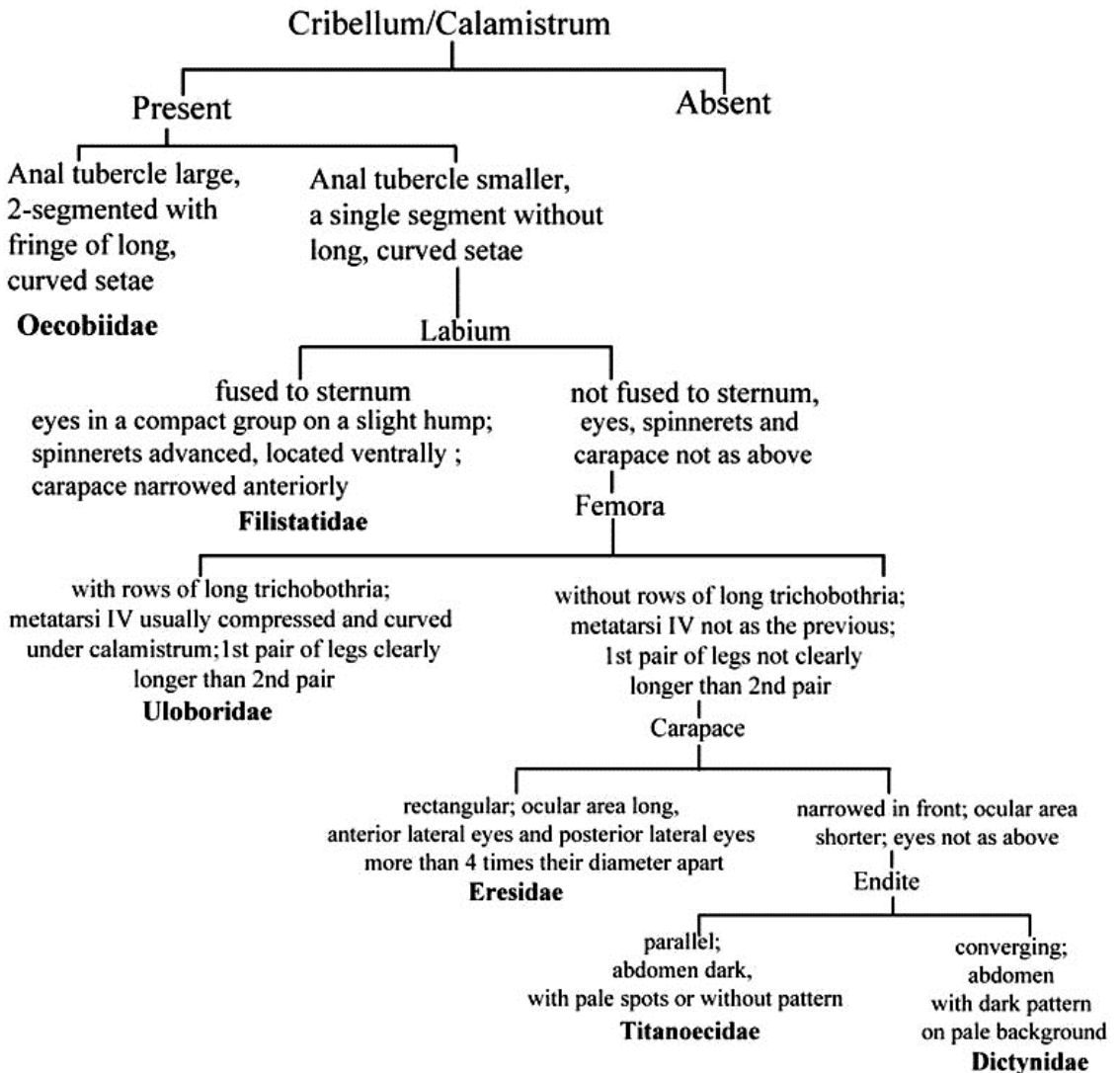
Spider's samples were collected by hand for one year of studying (from December, 2015 to November 2016) from six different sites covering Assiut governorate (Fig.1). Examination was carried out with the aid of trinocular stereomicroscope. The collected specimens were individually preserved in a glass vial (3 x 5cm) containing 70 % ethanol [15]. The identification of specimens was carried out on the light of the available taxonomical knowledge. Many keys, papers and catalogues were used for identification of the recorded species. The collected specimens were identified to the species level whenever possible and others on genus or family level. Identification of the specimens was done by the help of the following literature; [16,17,18,19,20,5,21,22,23,24,25,26,27,28and29]. Finally, species identification were confirmed by Mr. H. K. El-Hennawy the experts in spider's identification in Egypt.

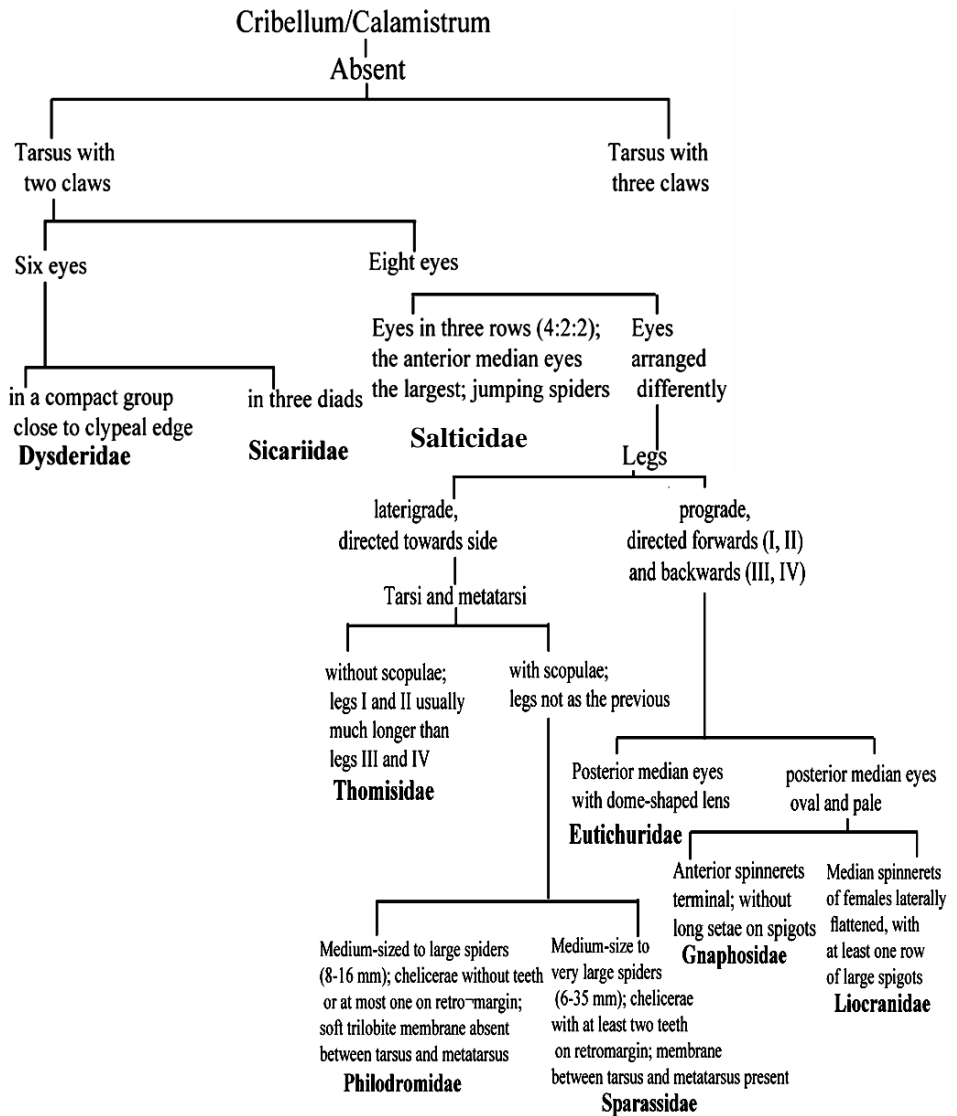
RESULTS

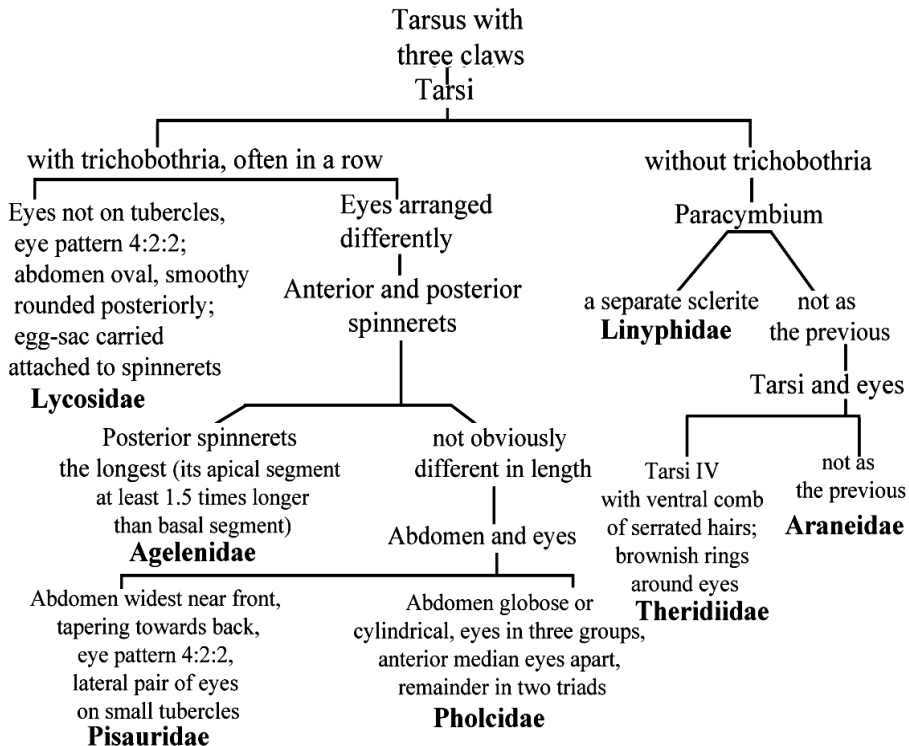
Total number of 3457 specimens was collected during the present study. Different taxa of spiders forming 47 species belonging to 42 genera which fall in 22 families (Table 1) could be recorded. Among these collected specimens, only two genera belonging to the families: (Pisauridae and Dictynidae) could not be identified since they were juveniles. The 10 unidentified species namely: *Larinia* sp., *Synaphosus* sp., *Zelotes* sp., *Uroctea* sp., *Heliophanillus* sp., *Phlegra* sp, *Eusparassus* sp., *Euryopis* sp., *Theridion* sp. and *Xysticus* sp. Among the recorded taxa

the two unknown genera and the 10 unidentified species proved to be new records for Egypt. All of the collected spiders belong to order: Araneida. The families included: Agelenidae, Araneidae, Dictynidae, Dysderidae, Eresidae, Eutichuridae, Filistatidae, Gnaphosidae, Linyphiidae, Liocranidae, Lycosidae, Oecobiidae, Philodromidae, Pholcidae, Pisauridae, Salticidae, Sicariidae, Sparassidae, Theridiidae, Thomisidae, Titanoecidae and Uloboridae.

Key to Spider Families presented by the survey study







DISCUSSION

Even spider faunistic studies in Egypt, especially in Upper Egypt are not complete, only very limited areas have been comprehensively studied. The present study surveyed a total number of 3457 spider specimens which was assigned in 42 genera and 47 species that fall in 22 families. In Egypt, there are 41 families belonging to 204 genera and 405 species [14].

This study indicated that Assiut governorate minimally contains 54% of the families (22 vs 41), 21% of the genera (42 vs 204), and 12% of spider species (47 vs 405) found in Egypt.

In the present study, the 22 families recorded are: Agelenidae, Araneidae, Dictynidae, Dysderidae, Eresidae, Eutichuridae, Filistatidae, Gnaphosidae, Linyphiidae, Liocranidae, Lycosidae, Oecobiidae, Philodromidae, Pholcidae, Pisauridae, Salticidae, Sicariidae, Sparassidae, Theridiidae, Thomisidae, Titanoecidae, and Uloboridae.

Recently, [30] revealed the occurrence of 14 families that included 23 genera and 23 species of spiders at Qena Governorate, Egypt which is relatively close to the area of this study. All of the recorded families in this research were recovered in the present study except family Oxyopidae. Whereas, 8 families: Dysderidae, Dictynidae, Eresidae, Filistatidae, Liocranidae, Pisauridae, Sicariidae, Titanoecidae and Uloboridae were recorded in the present study did not show in [30] survey.

The present result revealed 40 spider species that were collected and identified as new records at Assiut Governorate namely: *Argiope trifasciata*, *Cyrtophora citricola*, *Larinia* sp., *Stegodyphus dufouri*, *Cheiracanthium isiacum*, *Filistata insidiatrix*, *Berlandina venatrix*, *Poecilochroa pugnax*, *Setaphis subtilis*, *Synaphosus* sp., *Trachyzelotes lyonneti*, *Zelotes lateus*, *Zelotes* sp., *Mermessus denticulatus*, *Prinerigone vagans*, *Sengletus extricates*, *Mesiotelus tenuissimus*, *Hogna ferox*, *Trochosa urbana*, *Wadicosa fidelis*, *Pulchellodromus glaucinus*, *Artema atlanta*, *Nita elsaft*, *Pisauridae* sp., *Heliophanillus* sp., *Phlegra* sp., *Plexippus Clemens*, *Thyene imperialis*, *Loxosceles rufescens*, *Eusparassus walckenaeri*, *Eusparassus* sp., *Euryopis* sp., *Paidiscura dromedaria*, *Steatoda erigoniformis*, *Theridion melanostictum*, *Thomisus spinifer*, *Xysticus tristrami*, *Xysticus* sp., *Nurscia albomaculata* and *Uloborus walckenaerius*. Also two unknown genera and 10 unidentified species might be considered as new records in Egypt [31].

Whereas [32] had only 17 spider species considered as new records at Assiut namely: *Heliophanus* sp., *Plexippus paykulli*, *Thyene imperialis*, *Theridion* sp., *Thanatus albini*, *Pardosa* sp., *Arctosa leopardus*, *Cheiracanthium pelasgicum*, *Uroctea* sp., *Oecobius* sp., *Lycosoides coarctata*, *Dysdera crocata*, *Erigona dentipalpis*, *Pelegrina* sp., *Xysticus* sp., *Tetranychus* sp., *Tiso vagans* and *Scytodes fusca*.

The above mentioned differences in the number of families and the number of species recorded at the same area can be attributed to differences in climate, differences in the investigated sites, differences in the type and area of soil and plants investigated and differences in the methods of collection.

By the end of this investigation 42 genera and 47 species belonging to 22 families of spider species at Assiut Governorate locality could be identified. The present study is considered the first one of its kind covering the central part of Egypt. Further studies are highly appreciated for identifying the unknown genera and species.

GLOSSARY

Selected taxonomic terms used in key:

Anal Tubercle: a small process, dorsal to the spinnerets, carrying the anal opening.

Calamistrum (p. calamistra): a comb of hairs on metatarsus IV of cribellate spiders; used for combing out silk from the cribellum.

Cephalothorax: anterior portion of the body formed by the fusion of head and thorax.

Chelicerae: enlarged mouth appendages with a fang on their distal end.

Cheliceral teeth: large and/or tiny tooth like projections on the cheliceral furrow margins.

Claw: a strong, curved, sharp-pointed process (often toothed) on the distal extremity of a leg.

Claw tuft: a bunch of hairs at the tip of the leg tarsus in those spiders with two claws.

Clypeus (adj. clypeal): the area between the anterior row of eyes and the anterior edge of the carapace.

Comb: it is a series of serrated spines which they use to comb out the silk from the spinnerets.

Cribellum: a spinning organ in the form of ,a transverse sieve-like plate, just in front of the spinnerets in some cribellate spiders.

Eye tubercle: Mygalomorphs, eye turret, eyes grouped together on a turret

Labium: lower appendage in the mouth area, fused to the ventral plate of the cephalothorax.

Laterigrade: denotes the orientation of the legs of some spiders, which are rotated on their bases so that the prolateral surface is uppermost; also describes the mode of locomotion of such spiders

Prograde: denotes the normal or nonlaterigrade orientation of the legs in spiders with limbs not rotated on their bases; also used to describe the mode of locomotion of such spiders.

Serrated: saw-like.

Setae: hair-like spines found on the outer body surface.

Spinnerets: paired appendages at the posterior end of the abdomen, through its spigots silk are extruded.

Tarsal claw: sharp curved structure at the tip of the tarsus, typically on the palp and 2 or 3 on the legs.

Trichobothrium: a long, fine hair rising almost vertically from a hemispherical socket on the legs, which detect air vibration and currents.

Table1: Shows the identified families and species at the investigated sites.

No.	Family	Species	No.	Family	Species	
1	Agelenidae C.L. Koch, 1837	<i>Lycosoides coarctata</i>	24	Oecobiidae Blackwall, 1862	<i>Oecobius putus</i>	
			25		<i>Uroctea</i> sp.*	
2	Araneidae Clerk, 1757	<i>Argiope trifasciata</i>	26	Philodromidae Thorell, 1870	<i>Pulchellodromus glaucinus</i>	
3		<i>Cyrtophora citricola</i>				
4		<i>Larinia</i> sp.*	27	Pholcidae C. L. Koch, 1851	<i>Artema atlanta</i>	
5	Dictynidae O. Pickard-Cambridge, 1871	Dictynidae species*	28		<i>Nita elsaff</i>	
6	Dysderidae C.L. Koch, 1851	<i>Dysdera crocota</i>	29	Pisauridae Simon, 1890	Pisauridae species*	
7	Eresidae C. L. Koch, 1851	<i>Stegodyphus dufouri</i>	30	Salticidae Blackwall, 1841	<i>Heliophanillus</i> sp.*	
			31		<i>Phlegra</i> sp.*	
8	Eutichuridae Lehtinen,1867	<i>Cheiracanthium siwi</i>	32		<i>Plexippus clemens</i>	
			33		<i>Plexippus paykulli</i>	
9	Filistatidae Ausserer, 1867	<i>Filistata insidiatrix</i>	34		<i>Thyene imperialis</i>	
10			Sicariidae Keyserling, 1880	<i>Loxosceles rufescens</i>		
11	Gnaphosidae Pocock, 1898	<i>Berlandina venatrix</i>		36	Sparassidae Bertkau, 1872	<i>Eusparassus walckenaeri</i>
12		<i>Setaphis subtilis</i>	37			<i>Eusparassus</i> sp.*
13		<i>Synaphosus</i> sp.*	38	Theridiidae Sundevall, 1833	<i>Euryopis</i> sp.*	
14		<i>Poecilochroa pugnax</i>	39		<i>Paidiscura dromedaria</i>	
15		<i>Trachyzelotes lyonneti</i>	40		<i>Steatoda erigoniformis</i>	
16		<i>Zelotes lateus</i>	41		<i>Theridion melanostictum</i>	
17	<i>Zelotes</i> sp.*	42	<i>Theridion</i> sp.*			
18	Linyphiidae Blackwall, 1859	<i>Mermessus denticulatus</i>	43	Thomisidae Sundevall, 1833	<i>Thomisus spinifer</i>	
19		<i>Prinerigone vagans</i>			44	<i>Xysticus tristrami</i>
20		<i>Sengletus extricatus</i>			45	<i>Xysticus</i> sp.*
21	Liocranidae Simon, 1897	<i>Mesiotelus tenuissimus</i>	46	Titanoecidae Lehtinen, 1967	<i>Nurscia albomaculata</i>	
22		<i>Hogna ferox</i>				
23	Lycosidae Sundevall, 1833	<i>Trochosa urbana</i>	47	Uloboridae Thorell, 1869	<i>Uloborus walckenaerius</i>	
23		<i>Wadicosa fidelis</i>				

Total: 22 Families, 42 genera and 47 species

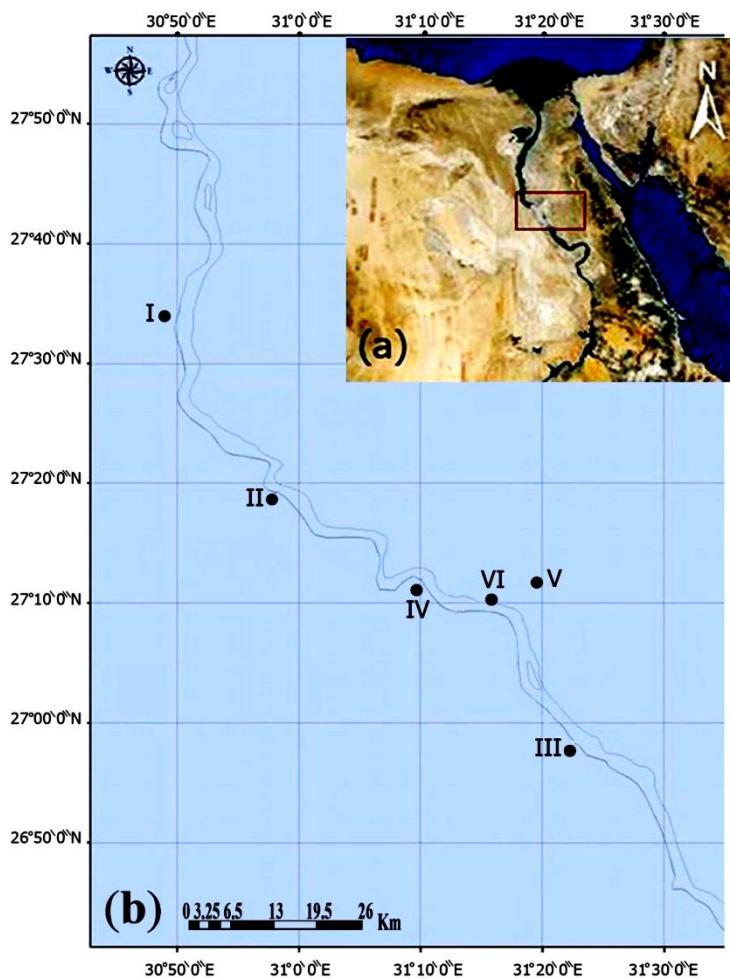


Figure 1 (a) Egypt map showing the location of Assiut governorate. (b) Assiut governorate map showing sites of collection I: Dirot city, II: Manfalout city, III: Sidfa city, IV: the Ornamental farm of Assiut University, V: El-Wadi El-Assiuty and VI: El-Wasta village.

ACKNOWLEDGEMENTS

We wish to express our sincere and gratitude thanks to Mr. H. K. El-Hennawy, the arachnology expert of Egypt, Cairo, for his helps in identification of different taxa collected and for the references he provided.

REFERENCES

- [1] P. A. Sebastian and K.V. Peter, Spiders of India. Graphica Printers, Hyderabad (2009).
- [2] R. Mahalakshmi and S. Jeyaparvathi, Diversity of Spider Fauna in the Cotton Field of Thailakulam, Virudhunagar District, Tamil Nadu, India. *J. Zool Stud.*, 1, 12-18 (2014).
- [3] H. W. Levi and L. R. Levi, Spiders and Their Kin. A golden Guide. Golden Press, New York, 160 (1990).
- [4] M. J. Roberts, Collins Field Guide: Spiders of Britain and Northern Europe. HarperCollins, London, 383(1995).
- [5] A. S. Dippenaar-Schoeman and R. Jocqué, African spiders: an identification manual. Plant Protection Research Institute Handbook 9, Agricultural Research Council, Pretoria (1997).
- [6] R. F. Foelix, Biology of spiders. 3 rd. Published by Oxford University Press, Inc. 198 Madison Avenue, New York, New York (2011).
- [7] S. Sen, D. C. Dhali, S. Saha and D. Raychaudhuri, Spiders (Araneae: Arachnida) of Reserve Forests of Dooars: Gorumara National Park, Chapramari Wildlife Sanctuary and Mahananda Wildlife Sanctuary. *World Sci News.*, 20, 1-339 (2015).
- [8] D. Raychaudhuri; S. Saha; S. Sen and D. C. Dhali, Spiders (Araneae: Arachnida) of Reserve Forests of Dooars: Gorumara National Park, Chapramari Wildlife Sanctuary and Mahananda Wildlife Sanctuary. *World Scientific News*, (20), 1-339 (2015).
- [9] J. Wisniewska and R. J. Prokopy, Pesticide effect on faunal composition, abundance, and body length of spiders (Araneae) in apple orchards. *Environ Entomol.*, 26, 763-776 (1997).
- [10] D. P. Carroll and S. C. Hoyt, Natural enemies and their effects on apple aphid *Aphis pomi* Degeer (Homoptera: Aphididae), colonies on young apple trees in central Washington. *Environ Entomol.*, 13, 469-481 (1984).
- [11] M. S. Abdelhafez; K. F. A. El-Wakeil and A. H. Mohamed, SPIDERS (ARANEAE) INHABITING ELBA PROTECTORATE, RED SEA GOVERNORATE, EGYPT. *Indian Journal of Arachnology*, 5(1-2), 93(2016).
- [12] S. E. Riechert and L. Bishop, Prey control by an assemblage of generalist predators: Spiders in garden test systems. *Ecology.*, 71: 1441-1450 (1990).
- [13] World Spider Catalog, World Spider Catalog. *Nat Hist Mus Bern*, online at <http://wsc.nmbe.ch>, version 19.0. {15 July 2018}(2018).
- [14] H. K. El-Hennawy, A list of Egyptian spiders (revised in 2017). *Serket* (2017) 15,4, 167-183(2017).
- [15] S. Quasin and V. Uniyal, Preliminary Investigation of Spider Diversity in Kedarnath Wildlife Sanctuary, Uttarakh and India. *Indian For.*, 136, 1340-1345(2010).

- [16] A. Petrunkevitch, Catalogue of American Spiders. Vol.1. Trans. Connect. Acad. Sei., 33, 133-338 (1939).
- [17] Levi and L. R. Levi, A Guide to Spiders and Their Kin. Golden Press, New York (1968).
- [18] B. J. Kaston, How to know the spiders. 3rd Ed, W.C. Brown Co., Dubuque, Iowa, U.S.A.(1978).
- [19] B. K. Tikader, Handbook of Indian Spiders. Calcutta, Zool Survey of India (1987).
- [20] J. A. Coddington and H. Levi, Systematics and evolution of spiders (Araneae). Annu. Rev. Ecol. System, 22,565-592(1991).
- [21] V. D. Roth, Spider genera of North America. Private Publication. Portal, AZ. (1993).
- [22] A. T. Barrion and J. A. Litsinger, Riceland spiders of South and Southeast Asia. CAB International, Wallingford, England (1995).
- [23] H. W. Levi; L. R. Levi; H. S. Zimand N. Strekalovsky, Spiders and Their Kin, Golden Books Publishing Company, New York. (2002).
- [24] J. N. Sewlal and B. Cutler, Annotated list of spider families of Trinidad and Tobago (Araneida). Living World, J. Trinidad and Tobago Field Naturalists' Club, 9-13(2003).
- [25] D. Ubick; P. Paquin; P. E. Cushing and V. Roth (eds), Spiders of North America: an identification manual. Am. Arachnol. Soc., www.americanarachnology.org. (2005).
- [26] R. Jocqué and A. S. Dippenaar-Schoeman, Spiders families of the world. Belgium, Petersen, R Musfor Cent Africa, (2006).
- [27] H. K. El-Hennawy, A list of Egyptian spiders (revised in 2006). Serket (2006) vol. 10(2) 65-76 (2006).
- [28] H. K. El-Hennawy, Notes on Spiders of Africa I. Serket 12(2), 61-75(2010).
- [29] E. H. M. Hussien, Studies on the taxonomy and ecology of Spiders at Qena Governorate, Egypt. Ph. D. Thesis, Faculty of Science, South Valley University, 287 (2015).
- [30] A. H. Obuid-Allah; A.A. Mahmoud and E. H. M. Hussien, A key for identification of spiders at Qena Governorate, Upper Egypt. Am J of Life Sci., 3, 13-23(2015).
- [31] A. H. Obuid-Allah; N.A. El-shimy; E. H. M. Hussien and G.N. Aboulnasr, Survey of the spiders (Araneae) at Assiut Governorate, Upper Egypt. Ind J of Archnol., 6,1, 39-50(2017).
- [32] R. R. Ramzy, Ecological studies on soil Macroinvertebrates community in different ecosystems. Ph. D. Thesis, Assiut Univ., 414 (2015).
-

دراسات تصنيفية علي العناكب في محافظة أسيوط - مصر

جهاد محمد نائل ابو النصر^{1*}، الأمير حسين محمد حسين^{2*}، أحمد حامد عبيدالله¹، ناصر عبداللطيف الشيمي¹

١- قسم علم الحيوان - كلية العلوم - جامعة أسيوط، مصر، ٧١٥١٥

٢- قسم علم الحيوان - كلية العلوم - جامعة جنوب الوادي، مصر، ٨٣٥٢٣

علي الرغم من أن للعناكب دورا هاما في بنية المجتمعات والشبكات الغذائية والتوازن البيئي نتيجة تأثيرها وتأثرها بالبيئة المحيطة مما يجعلها من المجموعات المهمة للدراسة إلا أنه بمراجعة الأبحاث السابقة والتي تهتم بتصنيف العناكب وبيئتها وجد أن هذه الأبحاث قليلة على المستوى العالمي والمحلي. لذلك فقد كان الهدف الأساسي هو إجراء دراسة تصنيفية لمعرفة هذه المجموعه في محافظة أسيوط من خلال عمل مفتاح تعريفي لأنواع العناكب الأرضية التي تعيش في محافظة أسيوط. ولتحقيق الهدف المنشود من الدراسة فقد جمعت العينات لمدة عام (في الفترة من ديسمبر ٢٠١٥ حتي نوفمبر ٢٠١٦) من ستة مواقع مختلفة داخل محافظة أسيوط ، والتي اختيرت لتغطي جميع أنحاء المحافظة ، وقد تم استخدام التجميع اليدوي لذلك، بعد ذلك حفظت العينات في كحول إيثيلي ٧٠% . وقد أظهرت الدراسة وجود ٤٧ نوع من العناكب الأرضية تنتمي الي ٤٢ جنسا متمثلة في ٢٢ عائلة وقد تم استخدام الصفات الظاهرية المميزة لكل مرتبة تصنيفية لتسهيل عملية التعرف عليها.